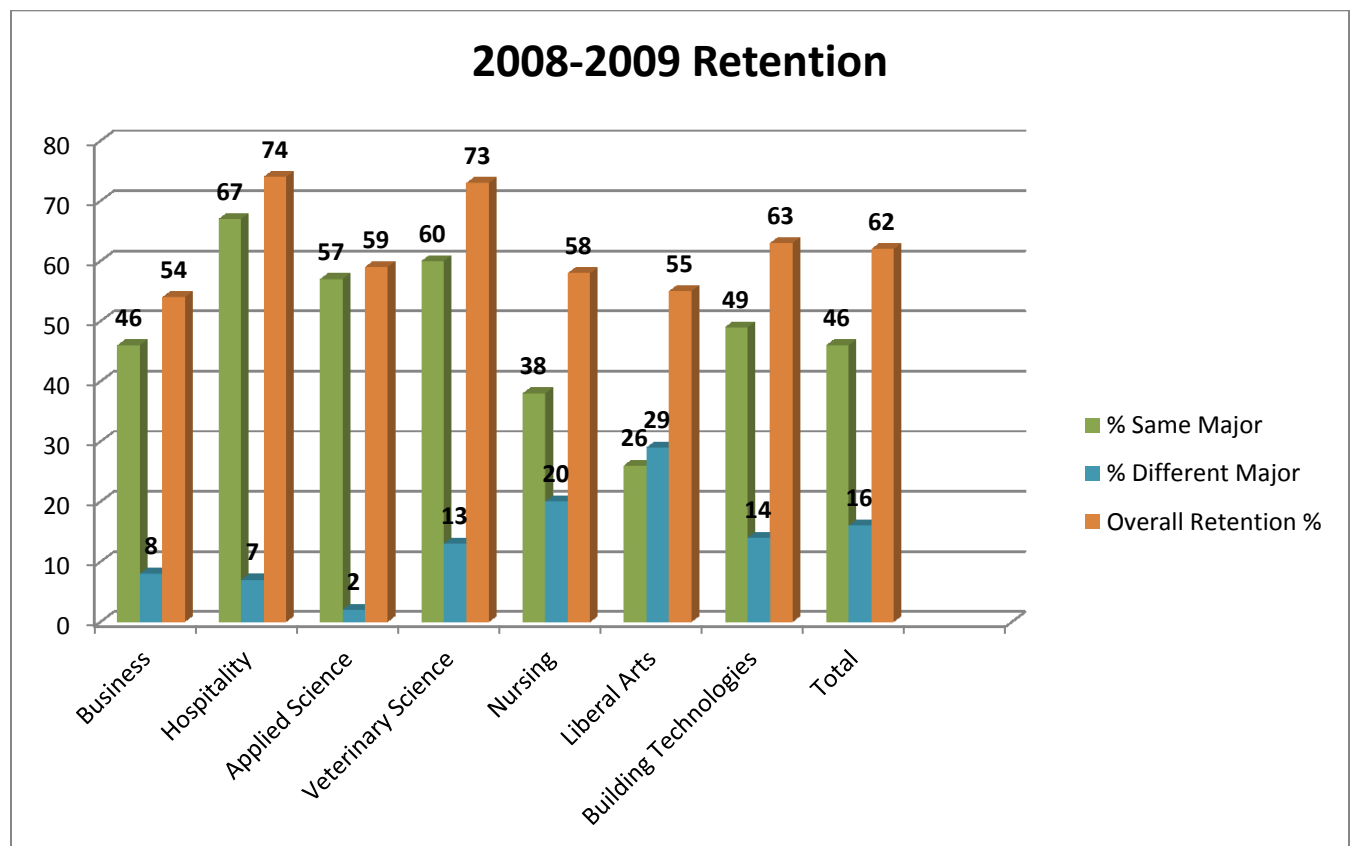


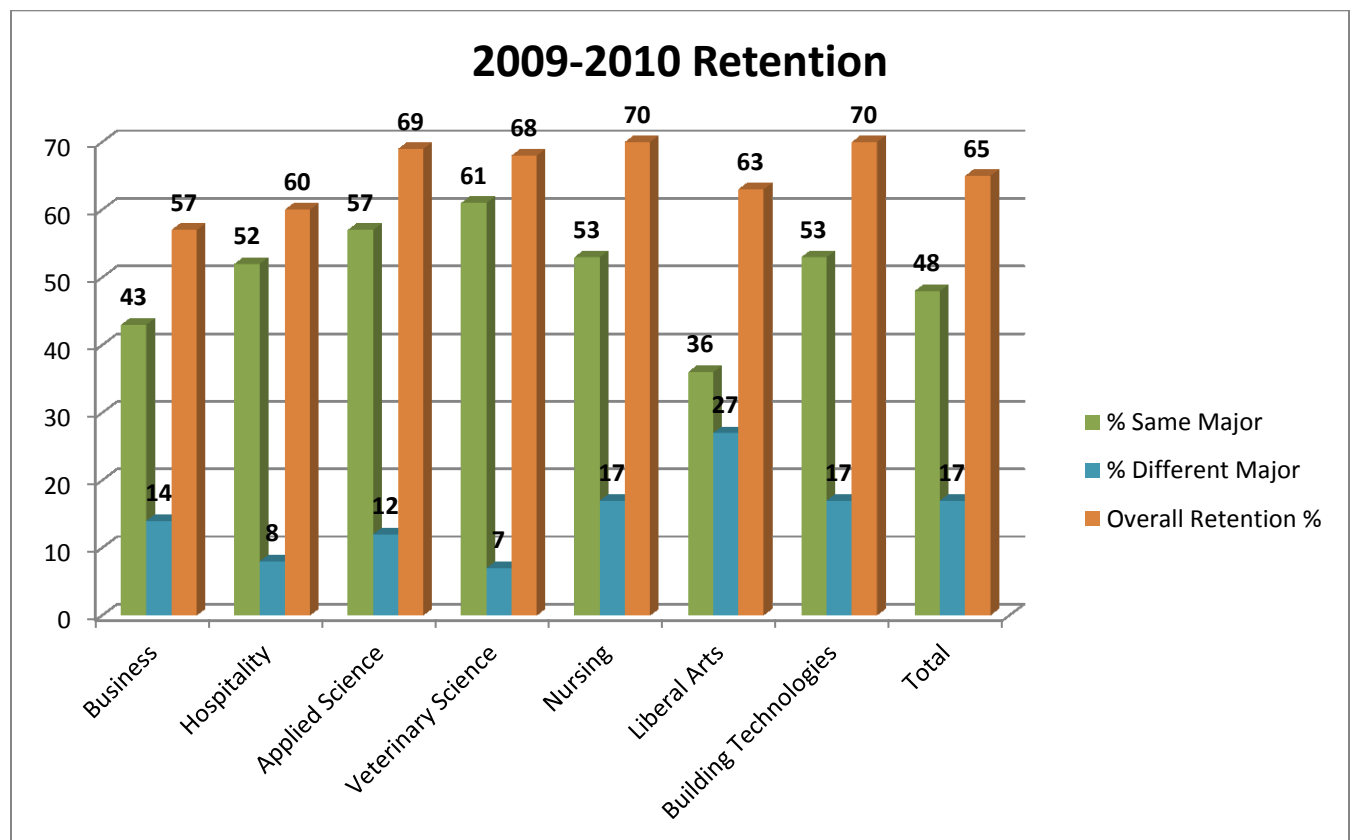
2008-2009 Fall-to-Fall Retention for First-Time Full-Time Freshmen

Division or Department	Beginning Count	Number Returning in Same Major	% Returning Same Major	Number Returning in Different Major	% Returning Different Major	Overall Retention %
Business	109	50	46%	9	8%	54%
Hospitality	114	76	67%	8	7%	74%
Applied Science	87	50	57%	2	2%	59%
Veterinary Science	94	56	60%	12	13%	73%
Nursing	45	17	38%	9	20%	58%
Liberal Arts	275	71	26%	81	29%	55%
Building Technologies	281	138	49%	38	14%	63%
Total	1005	458	46%	159	16%	62%



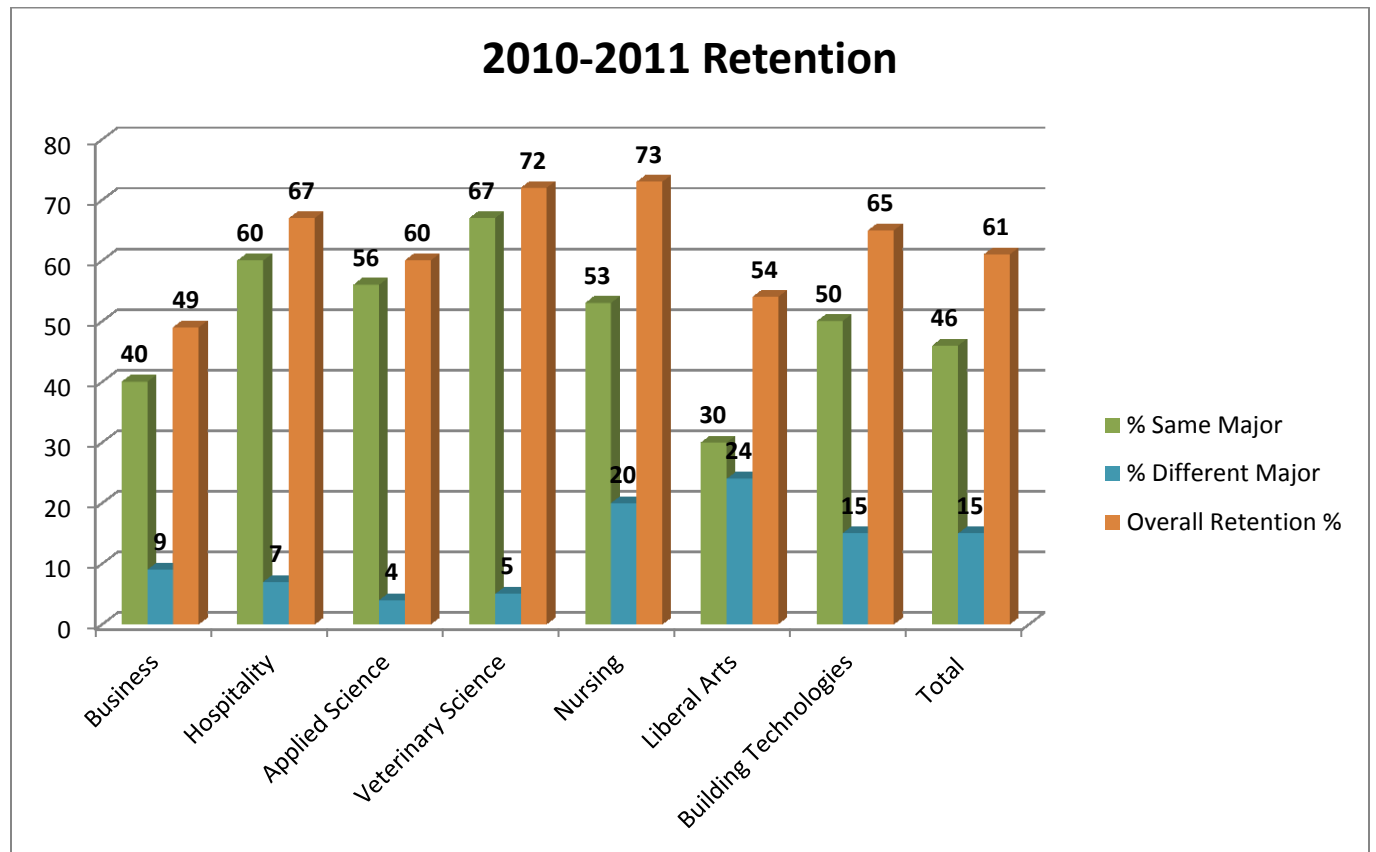
2009-2010 Fall-to-Fall Retention for First-Time Full-Time Freshmen

Division or Department	Beginning Count	Number Returning in Same Major	% Returning Same Major	Number Returning in Different Major	% Returning Different Major	Overall Retention %
Business	100	43	43%	14	14%	57%
Hospitality	114	59	52%	9	8%	60%
Applied Science	75	43	57%	9	12%	69%
Veterinary Science	72	44	61%	5	7%	68%
Nursing	47	25	53%	8	17%	70%
Liberal Arts	266	96	36%	71	27%	63%
Building Technologies	281	148	53%	48	17%	70%
Total	955	458	48%	164	17%	65%



2010-2011 Fall-to-Fall Retention for First-Time Full-Time Freshmen

Division or Department	Beginning Count	Number Returning in Same Major	% Returning Same Major	Number Returning in Different Major	% Returning Different Major	Overall Retention %
Business	93	37	40%	8	9%	49%
Hospitality	121	73	60%	9	7%	67%
Applied Science	81	45	56%	3	4%	60%
Veterinary Science	73	49	67%	4	5%	72%
Nursing	30	16	53%	6	20%	73%
Liberal Arts	316	96	30%	77	24%	54%
Building Technologies	246	124	50%	37	15%	65%
Total	960	440	46%	144	15%	61%



2011-2012 Fall-to-Fall Retention for First-Time Full-Time Freshmen

Division or Department	Beginning Count	Number Returning in Same Major	% Returning Same Major	Number Returning in Different Major	% Returning Different Major	Overall Retention %
Business	85	39	46%	8	9%	55%
Hospitality	129	70	54%	9	7%	61%
Applied Science	87	54	62%	6	7%	69%
Veterinary Science	70	51	73%	3	4%	77%
Nursing	23	12	52%	3	13%	65%
Liberal Arts	283	90	32%	68	24%	56%
Building Technologies	209	116	56%	32	15%	71%
Total	886	432	49%	129	15%	64%

